



SMA Connector Series

Performance Features

Nominal Impedance: 50Ω

Frequency Range: DC-27GHz

VSWR: DC-18GHz... 1.10:1 (Max)
18GHz-27GHz...1.15:1 (Max)

Maximum Power Handling:

Standard Model	High Power Model
150W at 125°C	250W at 125°C
	160W at 165°C

Durability: 500 Cycles

Operating Temperature:

-50°C~+125°C Standard Model
-60°C~+165°C High Power Model

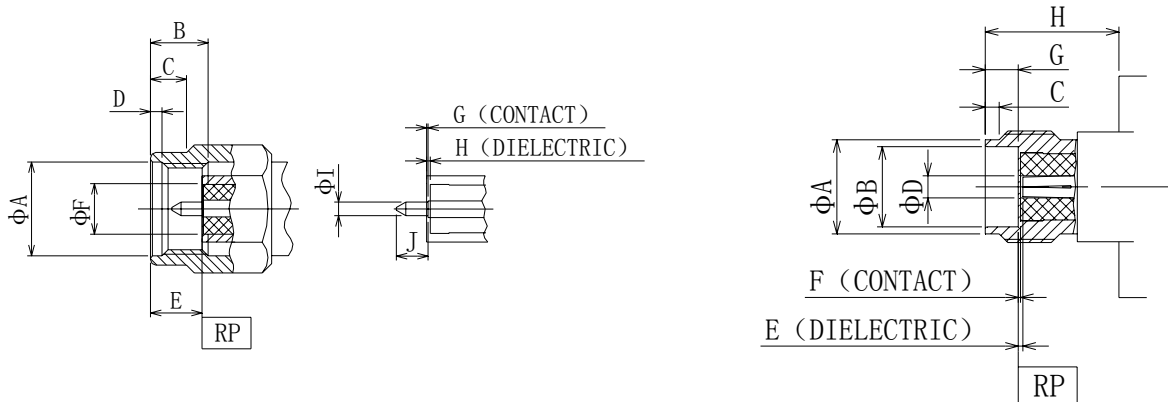
Materials/Finishes

Housing: Type 303 Stainless Steel - Polished & Passivated

Center Contact: Beryllium Copper Plated Gold

Insulators:PTFE

Interfaces:PER MIL-STD-348A

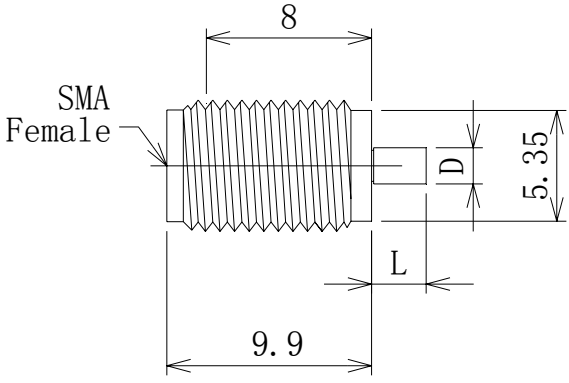



SMA Male (mm)		
LTR	MINIMUM	MAXIMUM
A	6.5	6.6
B	4	
C	2.5	
D	0.8	
E	2.97	3.28
F	3.48	3.52
G	0	0.198
H	0	0.178
I	0.920	0.934
J	2.09	2.15

SMA Female (mm)		
LTR	MINIMUM	MAXIMUM
A	5.324	5.400
B	4.60	4.63
C	0.8	0.9
D	1.25	1.28
E	0	0.178
F	0	0.198
G	1.855	1.993
H	5.3	



SMA Series Bulkhead Thread-in Connectors



P/N	D	L
D550YL01-*	Customized	Customized